

NNMQG
PO Box 5015
Santa Fe NM 87502

nmmqinfo@gmail.com

www.nmmqg.org



Northern New Mexico Quilt Guild
Santa Fe, New Mexico

May 2017
Volume 5 Issue 5

PRESIDENT'S MESSAGE

UPCOMING GUILD MEETING DATE

MAY 22
SF Women's Club

6:30-9:30

MAY 23
NEA Bldg

8:30 am-3:30 pm
Workshop \$40

Make the **"Broken
Daisies"** placemat with
Barbara Gary and learn
every step of the **Judy
Niemeyer** way of
foundation paper
piecing in one day!



**On day of class, please
arrive at 8:30am for
set up.**

**Class begins promptly
at 9am.**

**All materials must be
cut before class—allow
yourself 3 weeks to
prepare!**

See Page 6 for details!

At the first meeting of the year, I challenged each member to make at least...

- 1 QOV quilt
- 1 Community Service quilt
- 1 pillowcase
- 2 placemats

(always have loved the "many hands make for light work" thing). It was such fun at retreat to see the many QOV and Community Service quilts being worked on, and I know we all look forward to seeing the items become completed projects. Thank you for working to meet the challenge.

I hope you are looking forward to the June picnic as much as I am! The location sounds perfect for a beautiful summer afternoon. I'm sorry that space is so limited, but it truly was one of only options once we learned that our original location (NEA Building) was no longer available after May. I do believe that we will be so happy for the change once we experience the new location; it's beautiful. We will have sign-up for the picnic starting at the May meeting, but we must limit it to the first 60 people who sign up. We will also have a waiting list, so if you sign up and later find you can't make it to the picnic, please be sure to let us know so we can move someone up from the waiting list.

Our July meeting has been changed to an evening meeting so that all members can attend. Glee Wenzel's husband donated Glee's quilting things to the Guild to benefit Community Service. Her items will be auctioned off at the July meeting with all proceeds going directly into Community Service batting and other materials. Be sure to mark your calendar to attend.

Angela Walters will be with us in August. Because this is going to be a sure-to-sell-out class, the Board will be working to decide how sign-up will take place to ensure fairness to everyone. Watch for an announcement soon! Most of you know of Angela Walters as a long-arm quilter, but our class will focus on using domestic machines.

Happy Quilting until we meet again on May 22.

Deb Martinez

**Next Guild Meeting • SF Woman's Club
May 22 • 6:30 pm – 9:30 pm**

GUILD NEWS

May Birthdays

1 Jody Gray
1 Judy Johnson
4 Terry Lopez
9 Ana Kippenbrock
16 Laura Hyatt
17 Kay Eccleston
17 Susan Kayar
18 Sandy Struve



June Birthdays

6 Margaret Odiorne
6 Susan Szajer
8 Marlene Lind
9 Suzanne Kash
11 Lynda Kashiwa
11 Joyce Kopp
28 Connie Headley
29 Gale Oppenheim-Pietrzak

BOARD CHANGES / BOARD NEWS

Thank you Kitty Squire, Carol Kleinsorj, Mary Rose C de Baca, and Margaret Marti for stepping up and volunteering to serve on the Board of Directors.

KITTY SQUIRE has agreed to take on **Ways and Means** (which for this year will have a primary focus of getting the donation quilt going). When Kitty asks for your help on the project, please say "Yes, I Can!"

CAROL KLEINSORJ will be replacing Carla Beene as our **Membership chairperson**. Carol is new to the Guild, so please stop by the membership table and get to know her.

MARY ROSE C DE BACA and **MARGARET MARTI** will be the perfect chairs for the next retreat, and we are excited to have them join the Board.

The position of Librarian is still vacant. Please consider filling this position on the Board so our library can again become available. Job tasks include:

- Maintain the library database file
- Choose 8-10 books to highlight in monthly newsletter
- Bring those 8-10 books to each Guild meeting for borrowing
- Store the Guild's books in your home (allowing you access to all the books, all the time)
- Purchase new books for the Library as funded by Guild
- Attend Board meetings (4-6 per year)

This is a job that benefits all Guild members! Please contact Deb if curious for more information.

We are sorry to have seen several Board members to decide to step down for a time due to health challenges. We are so grateful to both Barbara Bogart and Carla Beene for their years of Guild service!

Next Board Meeting: June 5th • 2pm • Sewing Center of Santa Fe

GUILD PICNIC — Save the Date — June 24 • 12-4pm

Join us at the Randall Davey Audubon Center on Upper Canyon Road. Potluck lunch (salads and desserts) in the classroom with tables and chairs.

Then sit in shaded areas observing many different species of birds or take a trail through the wooded hills with like-minded quilters...

If you've never visited the Center, you're in for a treat.

There is a 60 maximum limit, so sign up is a must!

To sign up, email Julee @ julejulee@yahoo.com
or sign up at the May meeting.

Parking is limited so we need to carpool from Adalaya Elementary School or set up your own carload. Hope you'll come!!

**May 2017
Block of the Month
“Cabin Fever”**

If you're new to the Guild, you may not be familiar with the Block of the Month program. Each month a new block pattern is introduced at the Guild's general meeting. **Copies of the pattern can be downloaded from the Guild's website homepage**, and each member is invited to create as many blocks as they choose. At the next Guild meeting, participants hand in their blocks and receive one raffle ticket for each block they've made. A raffle ticket is drawn, and one lucky participant takes all the blocks home. Then, the next month's block is introduced.

In instances where there are enough blocks for a quilt and then some, the winner receives enough blocks to create an entire quilt and the leftovers are bagged up as a kit for the community service program.

If you have any questions or suggestions for a future Block of the Month, feel free to contact Sue Clarkson at smclarkson@gmail.com.



2017 GUILD RETREAT SUMMARY

Retreat 2017 is now just a pleasant memory for all the Guild members who participated. For four beautiful days, we sewed from sun-up (Jean) to late evening (Melody, Janna, Ronda, Fran, Lynne). From day one, beautiful finished tops were held up as quickly as they were finished for everyone to admire. We saw incredible Quilts of Valor tops and Community Service tops; we saw personal projects, UFOs, handwork, and even one first quilt (Romona).

If you've not yet made it to a retreat, don't worry. You will have a chance again next year. Besides the sewing, we had fun games (with fabric prizes, of course), went on a field trip to a quilt store, slept, drank wine, walked, and ate and ate. What about that doesn't sound fun?


A big thank you goes out to Rosie Mott and Donna Ormerod who planned the entire retreat again this year. The Guild relies on volunteers like Donna and Rosie who are willing to spend time and energy to get things set up and make sure they run smoothly. We genuinely appreciate their efforts which gave us such a fun retreat! And a huge thank you goes out to Mary Rose C de Baca and Margaret Marti who have volunteered to chair the retreat next year.

FOR SALE: HG FUSION LONGARM!

This 2015 Handi Quilter 24" Fusion on HQ's 12' frame with Pro-Stitcher computer is perfect for the passionate quilter who wants to start a longarm quilting business or for a hobbyist. It is in excellent condition. I am selling this due to health problems and need to down size. Buyer is responsible for pick up and transport. This machine was bought and serviced at Ann Silva's in ABQ and **cost \$22,000 new. For sale now ONLY \$10,900.**

Must sell within two weeks—motivated seller!

24" wide quilting span
Free-standing bobbin winder
Extra "M" size bobbins
Extra HQ needles
"Glide" foot and "Couching" feet
Ruler extender base
Many rulers for free-hand quilting
100's of computer quilt patterns
All user manuals and instruction CD's, PLUS extras
Machine quilting books
"Rena's Red Snappers" for easy quilt loading
Blue "Snappers" for floating a quilt
Many, many, many cones of thread
CALL MILLY at (505) 660-0870 and come over for a test drive!



**Library
TEMPORARILY
Closed**


**Questions? Contact
Deb Martinez
quiltingnonny@msn.com**

NO BOOKS AVAILABLE UNTIL FURTHER NOTICE
STILL AWAITING FUTURE GUILD LIBRARIAN
— MAYBE YOU??? —
**See page two for
information on Librarian volunteer opportunity.**

Simple Graces
Kim Diehl




**60 Pieced
Quilt Borders**



Add
K...



Katry



shine &



Modern Rainbow
Rebecca Bryan


quilt!



De



Bright & D
Cozy Modern
Kim Schaefer



Visit your
NNMQG
Website
www.nnmqg.org

MINI GROUPS

NNMQG MINI GROUPS meet in private homes or space provided by Santa Fe Quilting and The Sewing Center of Santa Fe.

Provide updated member and Mini Group Information to Carla Beene, Membership, at beenec@msn.com

For more information on the Mini Groups, visit the Guild website at www.nnmqg.org

Applique Group

When? • 3rd Monday of the Month
time varies

Where? • Meets at members' homes

Details? • Gretchen Garnand
(505) 469-3938
zgretchen356@gmail.com

Machine Applique Group

When? • 2nd Friday of the Month
1-5pm

Where? • Westminster Presbyterian Church
841 West Manhattan Ave

Details? • Le Adams (505) 984-8089
leezyquilts@cybermesa.com

Art Group

When? • 2nd Tuesday of the Month
10am-12pm

Where? • Santa Fe Quilting
3018 Cielo Court #A

Details? • Ann Anastasio (505) 986-9543
aanastasio@comcast.net

Surface Design Group

When? • 3rd Tuesday of the Month
10am-2pm

Where? • Meets at members' studios and homes

Details? • Mary Jo Stipe
(505) 466-1603
maryjstipe@yahoo.com

Contemporary Quilters Group

When? • 3rd Thursday of the Month (usually)
10am-12pm

Where? • home of Lynne Horpedahl
101 Mateo Circle N

Details? • Lynne Horpedahl (505) 660-9278
latenightquilts@msn.com

Quilts of Valor Group

When? • 1st and 3rd Wednesdays of the Month
9am-12pm

Where? • Santa Fe Quilting
3018 Cielo Court #A

All are welcome to join. If you can't, please consider donating 5 yards of backing fabric.

Wool Applique Group

When? • 1st Friday of the Month
time varies

Where? • Meets at members' homes

Details? • Sandy Sylvester (505) 660-6404
sfsandy1@gmail.com

Finish It Challenge

No meeting, just check in prior to Guild meetings with your finished project or bring 3 Fat Quarters.

There will be a special Show & Tell for FIC participants. If you cannot attend meeting, email a picture of finished project to Linda Robinson or have someone bring it for you.

**NNMQG
GUILD OFFICERS**

PRESIDENT

Deb Martinez
quiltingnonny@msn.com

VICE PRESIDENT

Julee Coffman
julejulee@yahoo.com

PAST PRESIDENT

Linda Robinson
lsrstitch@gmail.com

TREASURER

Judy Johnson
judygrayj@live.com

SECRETARY

Ronda Leck
rondaleck@yahoo.com

MEMBERSHIP

Carol Kleinsorj
cjkfarm53@aol.com

PROGRAMS

Terry Lopez
mmingo777@msn.com

QUILTS OF VALOR

Carol Haynes
Theresa Helldorfer
Sandy Struve
momsandystruve@yahoo.com

**COMMUNITY SERVICE
AND RETREAT**

Rosie Mott
rtmott@msn.com
Donna Ormerod
dlormerod@gmail.com

MEET AND GREET

Myrna Landt
myrnasfm@gmail.com
Mary Rose CdeBaca
mariarosa.cdebaca@gmail.com

WEBMASTER

Sue Clarkson
smclarkson@gmail.com

WAYS AND MEANS

Kitty Squire
kesquilts33@msn.com

QUILT FIESTA 2018

Lynne Horpedahl
latenightquilts@msn.com

NEWSLETTER

Robin McIntyre
robin.mcintyre@gmail.com

Barbara Gary Workshop Information and Materials List

Pre-cutting the fabrics is a mandatory requirement prior to taking this course. Please begin preparing at least 3 WEEKS prior to the class to make sure that you are able to get familiar with your pattern and ensure the pre-cutting is complete. Always read through your entire pattern before beginning.

Please check our local quilt stores for the pattern. Barbara has provided me with several copies of the pattern, and you may purchase one (check for \$16 made out to Barbara Gary) by contacting me at (505) 204-4257 or at Retreat. If you already have the pattern or would like to make more than four place mats, the replacement foundation papers may be purchased from Barbara (\$5.00 for four papers).

I encourage anyone who might be intimidated by the lovely sharp points you see in this technique to watch the five minute video on YouTube "Paper Piecing the Niemeyer Way" by Batiklover. The technique is actually quite easy, and you will leave the workshop with a finished placemat. **YOU CAN DO THIS!**

FABRIC SELECTION: Yardage requirements:

A1: 2 yards (Background)	B1: 3/8 yard Center Spine
A2: 1/2 yard Larger spikes	Binding: 1/2 yard
A3: 3/8 yard Shadow spikes	Backing: 1 1/2 yard
A4: 1/8 yard Melon pieces	

PREPARING YOUR FOUNDATION PAPERS: Please read and follow the instructions for "Foundation Papers, Templates, and Template Layout Sheets" on Page 2 of your pattern.

CUTTING INSTRUCTIONS: Follow the Cutting instructions on PP 4 & 5 of your pattern. Place fabrics into the bags specified in the cutting instructions. Use the fabric swatch on Page 4.

THE FOLLOWING ITEMS WILL BE USED IN CLASS:

Broken Daisy pattern	3"x12" piece Template Plastic
12" Add a Quarter ruler	Purple Thang (optional)
6" x 12" ruler	18"x24" Cutting Mat
Flower pins	Size 70 needles (Microtex recommended)
Scotch Tape	Large Ziploc Bags
Rotary cutter 45mm or 60mm	New (replacement) rotary blade
Scissors	Seam Ripper
Fabric glue (ex. UHU stick)	Glue Pen (ex. Fons, Porter, Sewline)
High-quality Cotton Sewing Thread	Binder Clips
Large Paper Clips	
Sewing Machine with normal sewing foot, quarter-inch foot and accessories	
Steam Iron (furnished)	Ironing Board (furnished)

There are still a few openings for the Broken Daises class.

Contact Terry Lopez to sign up!

